

Junior Infants Suggested Work

27/04/20 - 01/05/20

Suggested Priority Learning:

English	<p>Phonics: Revision of G, O, U, L, F, B (see parent notes for suggested multi-sensory approach). Each day choose two sounds to play Treasure Hunt or Word Tennis with.</p> <p>How to Play Treasure Hunt: Look at the letter and practice saying the sound and singing the song. Collect as many items you can find beginning with that sound in the house or draw as many things as you can see that begin with that sound. To increase the challenge set a timer!</p> <p>How to Play Word Tennis: Each person says a word beginning with the target letter. Players take turns to say a word until they can no longer think of one. The winner is the person who thinks of the last word.</p> <p>Continued revision of all Jolly Phonics sounds and songs: https://www.youtube.com/watch?v=jvAYUvQUrGo</p> <p>Reading: Fiction Reader 3 - Ella in Hospital (also available on Gill Explore under Unit 3). Read through half of the book with your child one day and play the oral language game below and half the next day. There are some additional activities inside the front and back cover of the book if you would like to use them too :)</p> <p>Oral Language: <i>Target Vocabulary: hospital, nurse, doctor, sling, patient, cast, crutches, x-ray, receptionist, stethoscope, thermometer</i> Discuss these words as they arise in the reader and use them to play a game of Odd One Out.</p> <p>How to Play Odd One Out: Say a list of four words, three of which are related and one that is the odd one out. Your child can try to guess the odd one out. For example: bandage, plaster, cast, bicycle or nurse, farmer, receptionist, doctor</p> <p>Writing: Five minutes per day practice handwriting patterns in Pattern Copy 1 (orange). Please encourage children to trace the pattern with their finger on the table, on their hand, in the air and in their copy before attempting with their crayon or pencil.</p>
---------	---

Maths

Topic 1 : Counting and Recognition of Number:

Ready Set Go Maths Counting Games: Pick and play games from the menu of suggested games.(See parent's note on Teaching and Learning Guidelines sent via Aladdin on Monday 30th March for these games and for number formation songs.)

Online counting game:

<https://www.topmarks.co.uk/learning-to-count/ladybird-spots>

Making Sets: Please encourage your child to make a variety of different sets of five objects using items you have around your home.

Topic 2: Number 5:

<https://www.twinkl.ie/resource/t-n-2546313-all-about-the-number-5-powerpoint>

Complete powerpoint discussion and games for the number five.

Number formation:

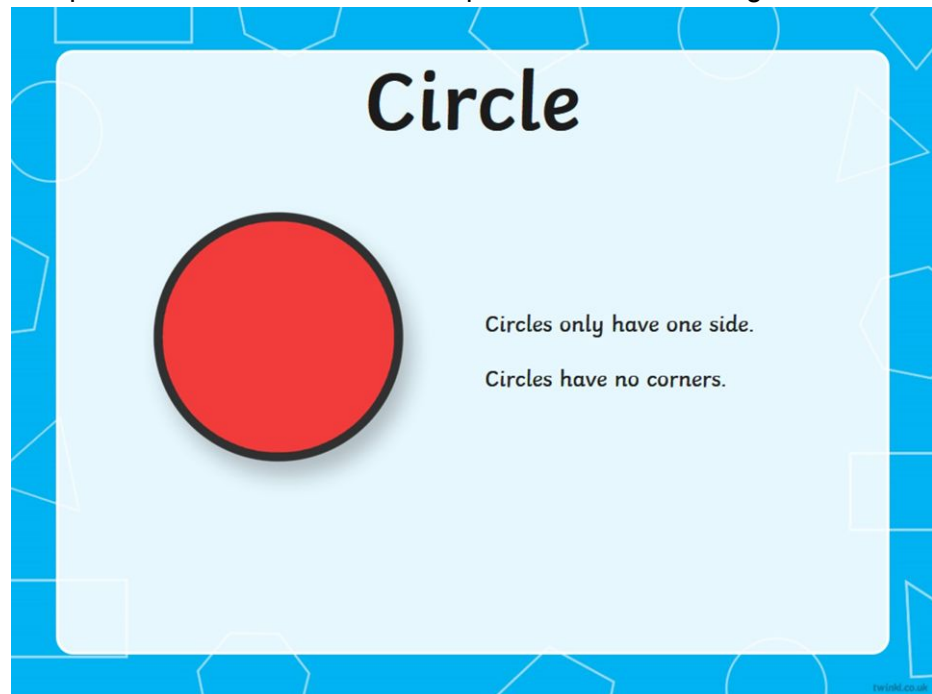
Practice writing the number three.

Sing the 'Number 5 Formation Song' while writing.

Please encourage your child to write the number 5 with their finger on the table, on their hand, in the air, on your back and on a sheet of paper before attempting with their pencil.

Topic 3: 2D Shapes (Triangle, Circle, Square, Rectangle)

Complete discussion about 2D Shapes based on the images below.



Square



Squares have 4 straight sides and 4 corners.

All the sides are the same length.

Rectangle




Rectangles have 4 sides and 4 corners.

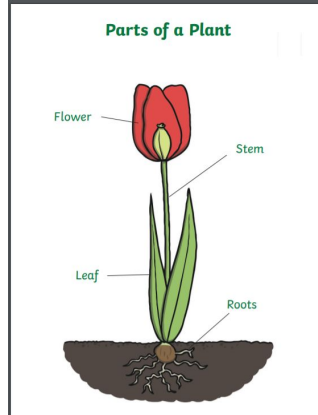

They have 2 long sides and 2 short sides.

	<div data-bbox="459 210 1385 898" data-label="Image"> </div> <p data-bbox="454 943 1374 1084">Listen to the song: 'The 2D Shapes that I know.' 2D Shapes I Know song for kids savevid.com After listening to the song, see if your child can use their 'Maths Eyes' to spot 2D shapes around your home.</p> <p data-bbox="454 1122 1374 1193">Online 2D shapes game: https://www.topmarks.co.uk/early-years/shape-monsters</p> <p data-bbox="454 1232 1374 1335">Maths Copy: Please ensure your child has completed pg.23-25 (Number 5) and pg.16-17(Drawing 2D shapes) if they have not already done so.</p>
--	--

Additional Optional Learning Activities:

Religion	<p data-bbox="454 1451 1374 1621">Grow in Love Theme 7: The Church Lesson 2: The Church - A Special Place to Pray. Continue to discuss the church and the different objects you might see in a church</p> <p data-bbox="454 1693 1374 1845">Grow in Love page 44 and 45 Parents can now login to the Grow In Love website https://app.growinlove.ie/en/login</p> <p data-bbox="454 1883 1374 1912">Email: trial@growinlove.ie</p> <p data-bbox="454 1951 1374 1980">Password: growinlove</p>
----------	---

<p>Music</p>	<p>The children can say or sing this rhyme and come up with their own actions to accompany it :)</p> <div data-bbox="475 297 1374 920" style="border: 2px solid green; padding: 10px; text-align: center;">  <p>A Little Seed</p> <p>A little seed, For me to sow. A little earth, To help it grow. A little sun, A little shower, A little while, And then - A FLOWER !</p> <p><small>©K-3TeacherResources.com</small></p> </div> <p>We can also practice our days of the week and months of the year songs: https://www.youtube.com/watch?v=HtQcnZ2JWsY days of the week https://www.youtube.com/watch?v=IPeAo1hz8GA months of the year</p> <p>A song to make you smile this week is elephants have wrinkles: https://www.youtube.com/watch?v=KJonGSbUWXE</p>
<p>PE</p>	<p>Yoga for children inspired by last week's work about the farm: https://www.youtube.com/watch?v=YKmRB2Z3g2s</p> <p>Guided P.E lesson by Joe Wicks (suitable for the whole family) https://www.youtube.com/watch?v=Rz0go1pTda8 Or any outdoor activity you would prefer :)</p>
<p>SESE</p>	<p>This week we will be learning about growth and how seeds grow. To begin the children may like to listen to this story called The Tiny Seed on Youtube: https://www.youtube.com/watch?v=Is6wTeT2cKA</p> <p>Here is a video timelapse of a bean seed growing: https://www.youtube.com/watch?v=w77zPAatVTul</p> <p>When we are learning about how plants grow we focus on the new vocabulary: root, stem, leaf and flower. We also learn that plants need sunlight, water and soil to grow. Below are two worksheets you can use to talk about this vocabulary.</p>



Can you go on a plant hunt in your garden? How many plants can you find? Can you name all the different parts?

Perhaps you can even sow some seeds in your garden. Draw pictures or take photographs as the seed begins to grow.

Gaeilge

Please continue to practise some of our conversational Gaeilge

Gaeilge Neamhfhoirmiúil
 Informal Everyday Irish Phrases

dia duit - hello (singular) *Bonjour*
 dia daoibh - hello (plural)

Conas atá tú ar maidin? - How are you this morning?
 Tá mé go maith - I am well
 Tá mé ceart go leor - I am fine
 Tá mé go hiontach - I am amazing
 Tá mé tuirseach - I am tired

An Aimsir - the weather
 Féach amach an fhuinneog - Look out the window
 Conas atá an aimsir inniu? - What is the weather like today?
 Tá sé... - It is ...

fuar - cold
 te - hot
 fliuch - wet
 tirim - dry
 gaofar - windy
 stoirmiúil - stormy
 ag cur báistí - raining
 ag cur sneachta - snowing
 dorcha - dark
 scamallach - cloudy
 Tá an ghrian at taitneamh - the sun is shining

The children might also like to say or sing the following song that they already learned:

Lámh, lámh eile

Lámh, lámh eile, a haon, a dó,
Chos, chos eile, a haon, a dó,
Súil, súil eile, a haon, a dó,
Cluas, cluas eile, a haon, a dó,
Ceann, srón, béal, smig
Agus fiacla bána i mo bhéal istigh
[Lámh, Lámh Eile by Junior Infants](#)

English Translation:

Hand, other hand

Hand, other hand, one, two,
Leg, other leg, one, two,
Eye, other eye, one, two,
Ear, other ear, one, two,
Head, nose, mouth, chin,
And white teeth inside my mouth.

If you are unsure of pronunciation you can copy and paste these phrases into this website where it will read them aloud correctly:
<https://www.abair.tcd.ie/en>