

Junior Infants Suggested Work

11/05/20 - 15/05/20

Suggested Priority Learning:

English	<p>Phonics: Revision of Z, W, V, NG, OO OO (see parent notes for suggested multi-sensory approach). Listen to the song and the story on the Jolly Phonics app. Practice tracing the letters on different surfaces and play a game of Odd One Out.</p> <p>How to Play Odd One Out: The adult says a list of words with the target sound, the child claps each time they hear the target sound and make an X with their hands when they hear a word that does not have the target sound. For example, <i>zebra, zoo, flower, zipper</i> - the child must make an X instead of clapping when they hear the word flower.</p> <p>Reading: Fiction Reader 5 - Ella in Africa (also available on Gill Explore under Unit 5). Read through the book with your child, 2-4 pages a day. There is also a non-fiction reader called 'Africa' available on Gill Explore under unit 5, this story has an audiobook option that the children might like to listen to :)</p> <p>Writing: Finish the orange pattern copy if your child has not already done so. Please encourage children to trace the pattern with their finger on the table, on their hand, in the air and in their copy before attempting with their pencil.</p> <p>Tricky Words/Sight Words: We are going to add two new tricky words to our tricky words folders this week. You can write them out on paper/card and add them to the other tricky words and continue to play the tricky word games with all words.</p> <p>New tricky words for this week: that, one (Please see teaching and learning guidelines for teaching a new sight word.)</p>
Maths	<p><u>Topic 1 : Counting and Recognition of Number:</u> Ready Set Go Maths Counting Games: Pick and play games from the menu of suggested games.(See parent's note on Teaching and Learning Guidelines for these games.)</p>

Online counting games:

https://www.themathsfactor.com/games/try/?gameid=46&prefix=ZONE&config=IPG_CM_Y1_CA_001.%20support&title=Count%20the%20Yeti%201%20to%2010

[Number Games for Kindergarten Kids Online - SplashLearn](#)

Open the above link, select and play the 'Represents Numbers' game.

Counting Game: Roll and Make Sets: Get your child to roll a dice. Then your child needs to identify the number they have rolled and make a set of objects that corresponds to this number. Please encourage your child to make these sets using items you have around your home.

If you do not have a dice please use the link below to roll an online dice.

<https://www.online-stopwatch.com/chance-games/roll-a-dice/full-screen/>

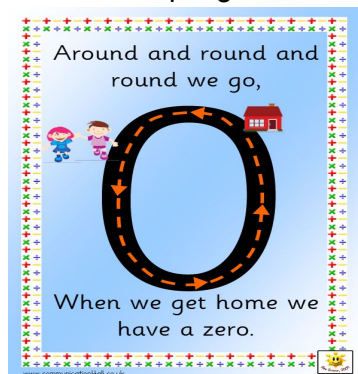
Topic 2: Number 0:

Number formation:

Practice writing the number three.

Sing the 'Number 0 Formation Song'(see below) while writing.

Please encourage your child to write the number 0 with their finger on the table, on their hand, in the air, on your back and on a sheet of paper before attempting with their pencil.







Maths Copy:

Please ensure your child has completed pg. 28-30 (Number 0) and pg. 31(Drawing sets 0-5) if they have not already done so.

Additional Optional Learning Activities:

Religion	Grow in Love: Seasonal Lessons Lesson 6: Summer Discuss changes in the weather and natural environment during the summer. Grow in Love page 64 and 65 Parents can now login to the Grow In Love website https://app.growinlove.ie/en/login
----------	------------------------------------------------------------------------------------------------------------------------------------------------------------------------------------------------------------------------------------------------------------------------------------------------------------

	<p>Email: trial@growinlove.ie</p> <p>Password: growinlove</p>
<p>Art</p>	<p>For Art this week, we are going to create pictures based on '<u>Day and Night.</u>'</p> <ul style="list-style-type: none"> ● Draw a line dividing a page in two. ● One side represents day and the other side represents night. ● On the night side you will draw creating a night time scene. ● On the day side you will draw creating a night time scene. <p><i>See the images below of this for inspiration:</i></p> <div style="display: flex; justify-content: space-around;">   </div> <div style="display: flex; justify-content: space-around; margin-top: 10px;">   </div> <p><u>Optional Additional Arts Activities (as requested):</u> On YouTube the DrawinGeek provides simple step by step instructions to draw various things. Below I have included a link to his playlist for '<u>Drawing Animals.</u>' This is completely optional. Children who love drawing will enjoy this. https://www.youtube.com/watch?v=XiMCtxoK4Aw&list=PLJhqg8j6EK7twXanvew7gUhB1Na8KzToD</p> <p>Below are links to websites that provide lots of printable colouring pages. This is also completely optional. Children who love colouring will enjoy this. http://www.supercoloring.com/sections/coloring-pages http://coloring-4kids.com/</p>
<p>PE</p>	<p>This week we are continuing with the strand of gymnastics. Attached is the second video lesson plan from DCU on gymnastics suitable for home using little to no equipment. Junior Senior Lesson 2 (Gymnastics): https://www.facebook.com/155235547878911/videos/706430146782537/ Or any outdoor activity you would prefer :)</p>
<p>SESE</p>	<p><u>Story:</u> This week we will be looking at the story Day Monkey, Night Monkey</p>

by Julia Donaldson. This story compares and contrasts the 2 monkeys experiences of daytime and nighttime.

Reading activities

- Discuss the language used eg “Daft” is a word used in this book. It means silly or foolish. “Tea” is a word used in this book. It means supper or an evening meal.
- The first half of the book takes place at night. Ask your child to point to things that tell us it is night.

Language activities

These language activities are short but they involve thinking and talking.

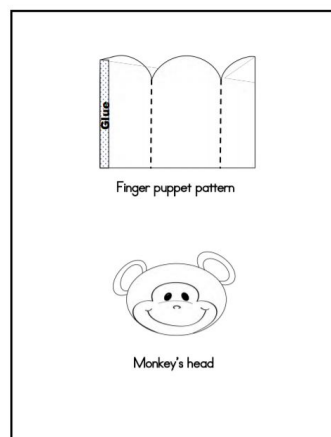
- The monkeys do different things at night than during the day. Talk to your child about their own day time routine. What happens at night?
- Talk about people who have to work at night and why. Examples: doctors, snow plough drivers, truck drivers, nurses, bakers, firemen, policemen, ambulance drivers.

<https://www.youtube.com/watch?v=ICxLOO9pua0>

Activity:

Creating monkey finger puppets.

Monkey Finger Puppet



Science:

Exploring the forces of pushing and pulling.

Children are asked to conduct experiments involving the forces pushing and pulling.

Pulling:

We will be looking at how gravity pulls objects down towards the earth through play experiments.

First create a ramp by stacking books, lego or other items.

Allow a toy car to go down the ramp onto a smooth surface such as a wooden floor and measure how far it goes.

Alter the height of the ramp and repeat the experiment.

	<p>Does the car go further if the ramp is higher or lower? Discuss the results with your child. The higher the ramp, the stronger the pull of gravity and the further the car will go.</p> <p>Pushing: In this experiment the children will need one ramp and toy car. This time we will experiment with how surfaces change how far the car can go. Place the car on the ramp and allow it to go down. Measure how far it goes. Change the experiment by putting the car and ramp on different surfaces such as carpet, grass, a blanket. Does it go as far or further if the car is on tiles, wood, carpet, a blanket, grass? Discuss why the surface under the car affects the results. The car experiences friction when a surface is not smooth causing it to slow down. When there is no friction the car can go further.</p> <p>https://www.youtube.com/watch?v=yuvkaeMUT50</p>
Music	<p>This week we thought the children might like to revise a fun song we sang in school during the year, with a very funny bird called Maggie. Enjoy singing, Head, Shoulders, Knees and Toes</p> <p>https://www.youtube.com/watch?v=WS73lRwWdH4</p>
Gaeilge	<p>**Please note Bua Na Cainte is only suitable for a laptop, if you do not have access to a laptop the Duolingo app is a good alternative which can be used on a tablet or phone**</p> <p>You can now download Bua Na Cainte to your laptop from the following link:</p> <p>https://www.dropbox.com/sh/2l9k7prhpldw0od/AAAHev8i6ABNdwnEfU7yMd87a/PC/Junior%20Infants/bua-a-setup-pc.exe?dl=0</p> <p>The children use this daily in class and will be able to show you how to play lessons and activities.</p> <p>This week's theme: An Teilifís Ceacht 1 and 2</p> <p><u>Ceacht 1 - Frásaí (Phrases):</u></p> <p>Cuir an solas ar siúl - <i>put the light on</i></p> <p>Cuir an teilifís ar siúl - <i>put the television on</i></p> <p>Cuir an raidió ar siúl - <i>put the radio on</i></p> <p>Cad atá ar an teilifís? - <i>What is on the television?</i></p> <p>Tá sorcas/moncaí/tíogar/leon/cangarú ar an teilifís - <i>There is a</i></p>

	<p><i>circus/monkey/tiger/lion/kangaroo on the television</i></p> <p><u>Ceacht 2 - Frásaí (Phrases):</u></p> <p>Múch an solas/an teilifís/an raidió - <i>Turn off the lights/television/radio</i></p> <p>Tá an fear grinn ag rith/ag damhsa/ag léim/ag canadh/ag rothaíocht/ag ithe/ag ól/ag léamh/ag scríobh/ag gáire/ag súgradh/ag snámh - <i>The clown is running/dancing/jumping/singing/cycling/eating/drinking/reading/writing/laughing/playing/swimming</i></p> <p><u>Rann (Poem): Tá Teidí sa Seomra Suí - <i>Teddy is in the sitting room</i></u></p> <p>Tá Teidí sa Seomra Suí - <i>Teddy is in the sitting room</i></p> <p>Tá Teidí sa Seomra Suí - <i>Teddy is in the sitting room</i></p> <p>Ag féachaint ar an teilifís - <i>Watching television</i></p> <p>Tá Teidí sa Seomra Suí - <i>Teddy is in the sitting room</i></p> <p>If you are unsure of pronunciation you can copy and paste these phrases into this website where it will read them aloud correctly: https://www.abair.tcd.ie/en</p>
<p>Additional English Readers</p>	<p>For anyone who would like access to additional reading material, we would recommend the following websites:</p> <p>https://www.oxfordowl.co.uk/for-home/find-a-book/library-page/</p> <ul style="list-style-type: none"> • Children have access to an online library of readers here and a variety of activities to browse through. You can set up your own account to access these readers and activities for free. <p>https://www.starfall.com/h/ltr-classic/?mg=m</p> <ul style="list-style-type: none"> • There are lots of fun, engaging reading activities and games on this website