









1st Class Home Learning Activities Monday 25th January-29th January

	Monday 25th January	Tuesday 26th Jan	Wednesday 27th Jan	Thursday 28th Jan	Friday 29th Jan
Literacy Activities	<p><u>Writing: Question words</u></p>  <ul style="list-style-type: none"> ● Read the story, “The Lost Ship”. Template 1 ● Write six questions you could ask something at home about the story. ● Use the question words: where? Who? What? Why? How? When? <p><u>The wh sound</u></p> <ul style="list-style-type: none"> ● Check out Seesaw to watch the PowerPoint on ‘wh’ sounds. ● Can you make your own list of ‘wh’ words? 	<p><u>Comprehension: The Wolf and the Sheep</u></p>  <ul style="list-style-type: none"> ● Predict what you think will happen in the story. (<i>use the title and the picture to help you</i>) ● Template 2 ● Read the story ● Part A: Write the correct answer. (<i>remember to write full sentences</i>) ● Part B: Match the picture to the word ● Part C: What am I? Write the word and draw a picture. ● Template 3 	<p><u>Wellbeing Wednesday</u></p> <p><u>Take a Breath with Mind Yeti</u></p> <p>Get your mind ready – video</p>  <p>Check out the activity on Seesaw to find out about how we can get our mind calm and ready.</p> <p>Hello breath – audio session</p>  <p>Try out this activity. We will be focusing on our breath.</p>	<p><u>Grammar: Question marks and full stops</u></p>  <ul style="list-style-type: none"> ● Part A: Put a question mark or a full stop at the end of the sentences. Template 4 ● Part B: Choose the correct word. Fill in the gaps. <p><u>Spellings</u></p> <ul style="list-style-type: none"> ● Practice writing your spellings (7,8,9) (<i>use spellings template or write on a spare page</i>) 	<p><u>Poem: My Little Dogs</u></p>  <ul style="list-style-type: none"> ● Read the poem. Template 5 ● Go through the questions at the bottom of the page to discuss the poem with someone at home. <p><u>Spellings</u></p> <ul style="list-style-type: none"> ● Practice writing your spellings (10) ● Look over all of the spellings from the week. ● Complete weekly spelling test

	<p>Spellings</p> <ul style="list-style-type: none"> Practice writing your spellings (1,2,3) <i>(use spellings template or write on a spare page)</i> Put them into sentences if you'd like (space given on template) 	<p>Spellings</p> <ul style="list-style-type: none"> Practice writing your spellings (4,5,6) <i>(use spellings template or write on a spare page)</i> 	<p>Mindfulness colouring page</p>  <p>Colour in this picture. Template 6.</p> <p>You could use this music in the background if you'd like: https://www.youtube.com/watch?v=qFZKK7K52uQ&t=662s</p>		
<p>Maths Activities</p>	<p>Shadow Book 1</p> <p>Page 20: Money Games:</p> <ol style="list-style-type: none"> https://data.cifallon.ie/resources/19619/activity-45/index.html https://data.cifallon.ie/resources/19619/activity-46/index.html 	<p>Shadow Book 1</p> <p>Page 21: Money Games:</p> <ol style="list-style-type: none"> https://data.cifallon.ie/resources/19619/activity-4/index.html https://data.cifallon.ie/resources/19619/activity-47/index.html https://data.cifallon.ie/resources/19619/activity-48/index.html 	<p>Gymnastics lesson If the weather is good try out this outdoor gymnastics at home lesson using this link: https://vimeo.com/431857490</p>	<p>Shadow Book 1</p> <p>Page 22: Length Games:</p> <ol style="list-style-type: none"> https://data.cifallon.ie/resources/19619/activity-49/index.html https://data.cifallon.ie/resources/19619/activity-50/index.html https://data.cifallon.ie/resources/19619/activity-51/index.html 	<p>Shadow Book 1</p> <p>Page 23: Table tips Games:</p> <ol style="list-style-type: none"> https://data.cifallon.ie/resources/19619/activity-54/index.html https://data.cifallon.ie/resources/19619/activity-55/index.html
<p>Gaeilge Activities</p>	<p>An Aimsir (the weather) Ceacht 1: Watch the video on Seesaw. Check Seesaw to go through the vocabulary for this topic.</p>	<p>An Aimsir (the weather) Bí ag léamh: Check seesaw for the page below. Listen to your teacher reading the sentences. Repeat the</p>		<p>An Aimsir (the weather) Rann - An Bháisteach: Listen to the poem a couple of times. You could add in some</p>	<p>An Aimsir (the weather) Léigh an scéal: Watch ceacht 5 on Seesaw and listen to the story. Repeat the sentences afterwards. Join the dots to</p>

sentences afterwards.
Template 9



actions while you listen to the poem.

make the snowman! Colour the picture in. **Template 8**



**Daily
Optional
Extra Work
Activities**

labelled with



★ Online Maths Websites for Fun Maths Games: available at:

<https://www.topmarks.co.uk>

<https://ie.ixl.com/math/class-1>

<https://ie.ixl.com/ela/class-1>

★ Online Websites for Literacy Activities: available at:

<https://www.oxfordowl.co.uk/for-home/find-a-book/library-page/>

<https://www.storylineonline.net/>

Additional resources:

★ Duolingo: Duolingo is a great way to learn Irish at home. Sign up for free at: <https://www.duolingo.com/>

★ News2day: Watch children's news episodes available daily at: <https://trte.rte.ie/news2day/>

★ RTÉ's Home School Hub: Watch episodes of the children's programme based on the Primary School Curriculum for 1st class -

<https://www.rte.ie/player/series/1st-and-2nd-class-rt%C3%A9-home-school-hub/SI0000006858?epguid=PL000003235>

★ Cúla4: Listen to Irish cartoons, learning activities and play games at: <https://www.cula4.com/en/>

The Lost Ship

The children went to see a film.

It was called 'The Lost Ship'.

It was about a ship that sank in a storm. All the people on board died except for two young boys – Mark and Enda.

They were washed ashore on a desert island. They were all alone.

They made a hut using wood that they found scattered on the beach. They kept a fire burning for twenty-four hours a day in the hope that they would be spotted by a passing ship or plane. Mark and Enda never gave up hope.

After many years, the day they had waited so long for came at last. At first they heard the distant sound of a plane. After a few minutes they could see it glistening in the sunlight. It circled high above them. At last their fire had been spotted. They were finally going home!

Write

Where? Who? What? Why? How? When?


1. _____
2. _____
3. _____
4. _____
5. _____
6. _____

- Listen to the story. Your teacher or somebody at home will help you.
- Write six questions you could ask your friend about the story.



Press Esc to exit full screen

The Wolf and the Sheep



Once there was a wolf who liked to eat lots of food. His favourite food was sheep. He was a cute and clever wolf. He did not want to be far away from his dinner. He had to have a plan to be close to the sheep.

‘What plan will I have?’ he said. ‘I cannot be a tree or a rock. Oh – I can be a sheep!’

He looked and looked until he found a dead sheep. He put on the dead sheep’s skin. The white woolly coat made him look like a sheep.

‘This is good,’ he said. ‘Now I look like a sheep. I can stay with the sheep. I can have dinner any time I like!’ But the wolf did not know that the shepherd was hungry too. The shepherd looked at the wolf with the woolly coat on his back.

‘I will have that big, fat sheep for dinner,’ he said. And that was the end of the wolf.

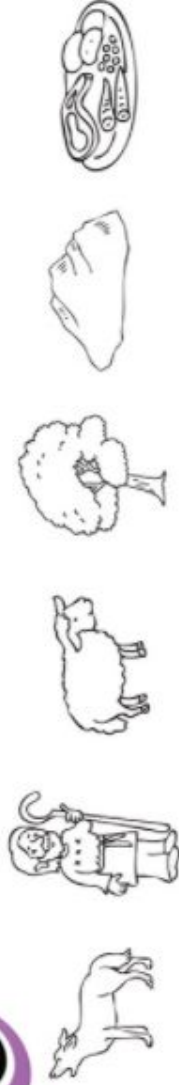
He was not so cute and clever after all!

- Talk about the picture.
- Read the story.

A Answer

1. Who liked to eat lots of food? _____
2. Who was cute and clever? _____
3. What did the wolf put on? _____
4. What did it make him look like? _____
5. Who was hungry too? _____
6. What did the shepherd have for dinner? _____

B Match



dinner wolf rock shepherd tree sheep

C What am I?

I am an animal.
 I have a white, woolly coat.
 The wolf likes me!
 I am a _____.

A Put in a question mark or full stop.

1. Where is my hat ____
2. The cat is in the tree ____
3. Is Daddy at school ____
4. The crab is in the water ____
5. Brad is in bed ____
6. Has the bus come yet ____
7. Who is that ____
8. I like ice cream ____



B Write

Where? What? Who? When? Why? How?

1. ____ is in the car?
2. ____ are you today?
3. ____ is your home?
4. ____ can I have a grape?
5. ____ time will I go to bed?
6. ____ is the sun hot?



My Little Dogs

I had a little dog,
His name was Pop,
Every time he ran
His ears went flop.



I had a little dog,
His name was Trot,
He held up his tail
All tied in a knot.



I had another dog,
His name was Blue,
When he saw a squirrel
He just about flew.




Now I have a dog,
His name is Rover.
When he wags his tail,
He waggles all over.

Anon

Let's talk!

- Did you like the poem? Why?
- Name the dogs in the poem.
- Which dog do you like best?
- If you had a dog what would you call it?
- Do you have a pet? Talk about it.
- Can you think of a different title for this poem?



Bí ag Léambh



Tá an lá te.



Tá an lá fuar.



Tá an lá fluich.



Tá an lá tirim.



Tá an lá scamallach.



Tá an lá gaofar.



Léigh an Scéal



<p>1</p>	<p>Bhí sé ag cur sneachta.</p>	<p>2</p>	<p>Rinne na páistí fear sneachta.</p>	<p>3</p>	<p>Rinne Niamh liathróid shneachta.</p>
<p>4</p>	<p>Chaith sí an liathróid shneachta.</p>	<p>6</p>		<p>Thosaigh na páistí ag gáire.</p>	
<p>5</p>	<p>Bhuail an liathróid shneachta Oisín.</p>				

