

Senior Infants Home Learning Work

18/01/21 – 22/01/21

Dear Parents,

Thank you for all your engagement this week. We really appreciate all the hard work you are doing. We understand that every family's circumstances are different, with many families undertaking learning and working from home. We want to ensure your remote learning experience is as enjoyable as possible. We are suggesting just one activity to submit on Seesaw daily, so you do not need to feel under pressure to respond to every activity each day.

Monday

1. My News

In your copy or on a blank page write one piece of news from your weekend and draw a picture to match. I will be looking out for neat handwriting and a colourful picture.

2. Reading

Ella and Evan's Christmas List page 2- 3

The book can be read on Seesaw each day or you can download the PowerPoint attached.

3. Maths – Number 9

Today we are practicing our number 9.

Listen to the following YouTube link to hear the number of the day song <https://www.youtube.com/watch?v=25SsCCCwmz8>

The following link shows the different ways we can make the number 9 <https://www.youtube.com/watch?v=h-7L6OHTOiE&t=1s>

Complete the activity page attached below or on Seesaw.

All links and activities will be shared on seesaw on Monday

Tuesday

1. Gaeilge - An Aimsir (Weather):

Today we will be learning a song about the weather in Irish. Go to Seesaw and listen to the song 'Tá an lá fuar inniu' (*It is cold today*). Try to practice singing the song throughout the week.

	<p><u>2. Phonics - oi</u> This week we are revising the sound 'oi'. You can hear the Jolly Phonics 'oi' song and story on Seesaw. Here is a video with examples of words containing the sound 'oi': oi Fun Phonics How to Read Made by Kids vs Phonics - YouTube</p> <p>Task: Practice writing the letters in the sound 'oi' on a piece of paper. Draw four pictures of items containing the sound 'oi' and write the words.</p> <p><u>3. Reading</u> Ella and Evan's Christmas List page 4-5 The book can be read on Seesaw each day or you can download the PowerPoint attached.</p>
<p>Wednesday</p>	<p><u>1. Wellness Wednesday:</u> It is Wellness Wednesday So, we ask you to do something that benefits your wellbeing. Choose one activity from the bingo template provided last week. This bingo template will also be shared with you via Seesaw as part of Wednesday morning's announcement.</p> <p><u>2.P.E.:Gymnastics</u> In P.E. this week we will be practising our gymnastic skills. We will be learning to travel using different movements and to travel in different directions and pathways. See the video link below to complete some basic gymnastic activities with your child. Gymnastics Video Lesson 1</p> <p><u>3.Art:Umbrella Art Activity:</u> To begin print the template (with dots) attached below. Then using this template follow the step by step instructions to draw the picture. Then colour the picture.</p>
<p>Thursday</p>	<p><u>1.Gaeilge – An Aimsir (Weather) :</u> Watch the Bua na Cainte lesson on Seesaw and try to practise asking and answering the below phrase with a family member as often as you can. Cén saghas lae é? (What kind of day is it?)</p>

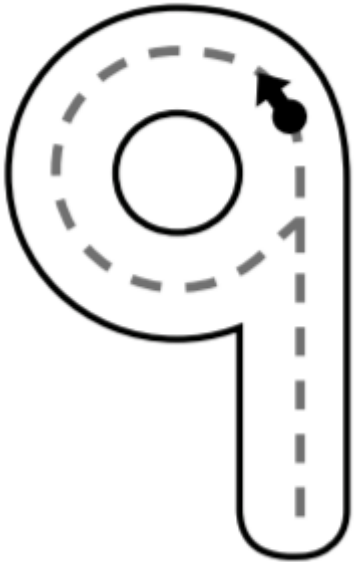
	<p>Tá an lá fuar/te/fliuch/tirim/gaofar/scamallach. (<i>It is a cold/hot/wet/dry/windy/cloudy day</i>).</p> <p><u>2.Exercise your English: Hallowe'en</u> Story: Hallowe'en pg. 18 Look at and discuss the picture. Read the labels in the picture. Discuss what is happening. Can you spot any words with our OU sound from last week? Read the short story below the picture. Complete the activities on the story on pg.19</p> <p><u>3. Sight word: would</u> <i>Sight Word Chants (attached below):</i> You need to practice saying the sight word, then say all the letter names in the sight word using the sight word chants, finally say the sight word again. <i>Silly Voices Game:</i> Pick a type of voice to say your sight word in. e.g. a whisper voice, a loud voice, a happy voice, a sad voice, etc. Using the silly voice you have chosen, follow the routine: "Say it (would), Spell it saying the letter names while chanting (w-o-u-l-d), Say it (would)." <i>Rainbow Writing:</i> Write the word 'would' in large letters on a piece of paper. Trace over the word using lots of different colours to make it into rainbow writing. It is important that your child is looking at the sight word when they are doing all of the above activities.</p>
Friday	<p><u>1.Reading</u> Ella and Evan's Christmas List page 6-7 The book can be read on Seesaw each day or you can download the PowerPoint attached.</p> <p><u>2. Handwriting</u> Watch the video on Seesaw and follow along with the warm up to get your hands ready to write. Watch the instructional video on Seesaw to see correct letter formation. Complete page 2 in your Ready to Write Practice Copy. Remember to use a pencil and take your time!</p>

3.Maths: Make sets of 9


Today we will practice making sets of nine. We will make our sets using everyday household objects. Remember each set of nine needs to have nine of the same household objects in it. For example: you could make a set of nine pieces of penne pasta, a set of nine pieces of Lego, a set of nine spoons, a set of nine socks, etc. How many sets of nine will you be able to make?

Maths Activity Monday 18/01/2021

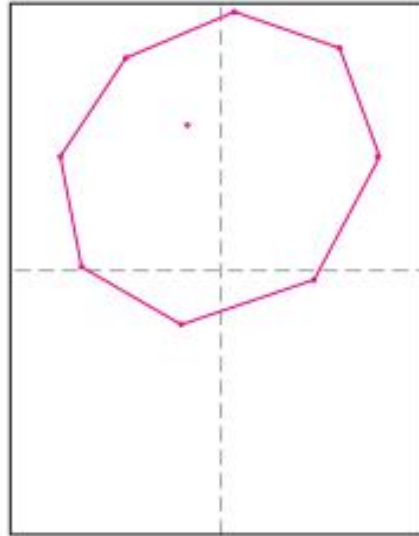
The Number 9

<p>Trace the number 9 using rainbow writing</p> 	<p>Circle all the number 9's</p> <table><tr><td>9</td><td>7</td><td>8</td><td>9</td></tr><tr><td>5</td><td>9</td><td>6</td><td>0</td></tr><tr><td>1</td><td>9</td><td>4</td><td>9</td></tr><tr><td>3</td><td>7</td><td>9</td><td>0</td></tr><tr><td>9</td><td>2</td><td>8</td><td>9</td></tr></table>	9	7	8	9	5	9	6	0	1	9	4	9	3	7	9	0	9	2	8	9
9	7	8	9																		
5	9	6	0																		
1	9	4	9																		
3	7	9	0																		
9	2	8	9																		
<p>Draw 9 counters in the ten frame</p> <table border="1"><tr><td></td><td></td><td></td><td></td><td></td></tr><tr><td></td><td></td><td></td><td></td><td></td></tr></table>											<p>Write the number 9 using the pencil</p> <hr/>										

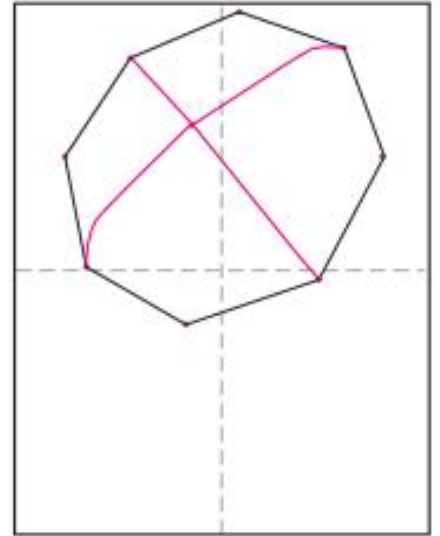
Draw an Umbrella



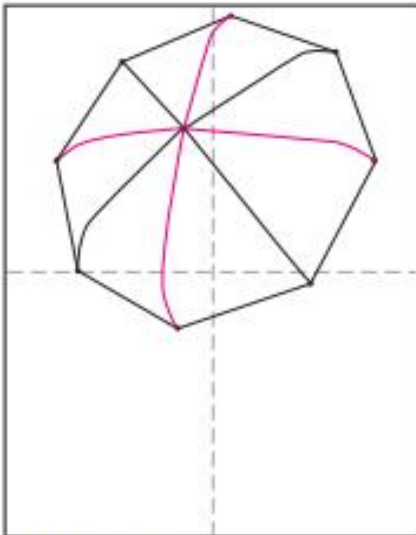
1. Print dot template page.



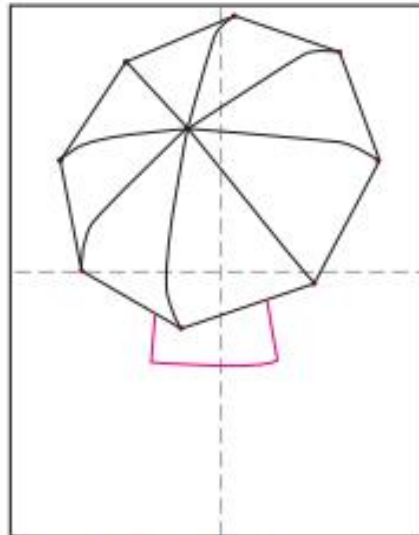
2. Connect the outside octagon.



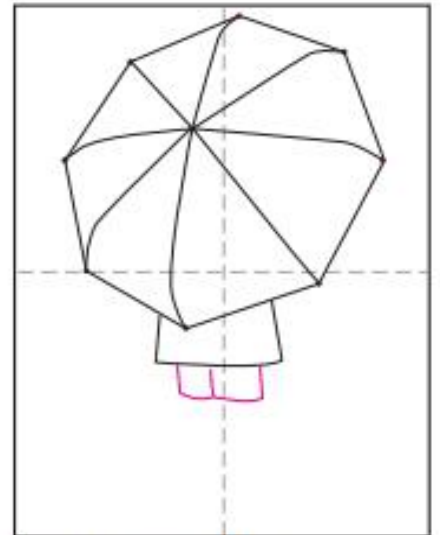
3. Connect dots to make an X.



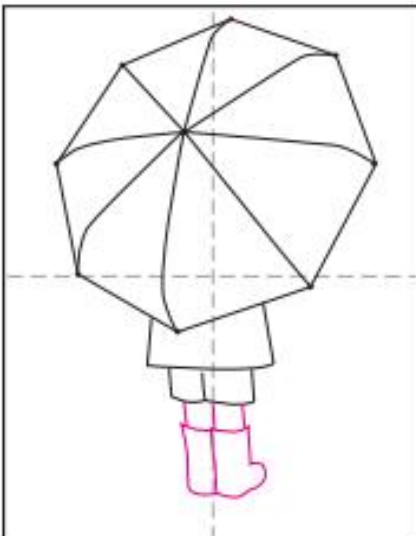
4. Draw another X.



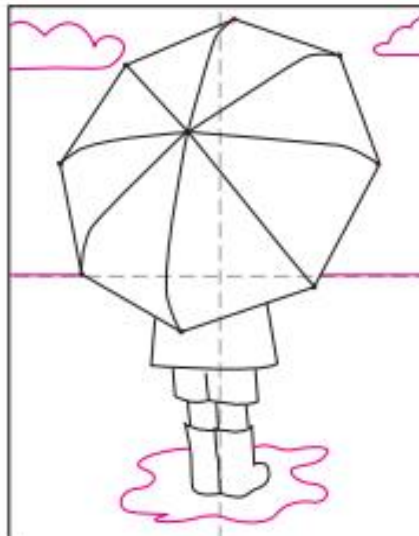
5. Start the shirt below.



6. Add shorts or pants.



7. Draw legs and boots.



8. Add puddle, horizon and clouds.




9. Trace with a marker and color.



Yo-Yo

Pretend to play with the yo-yo every time you say a letter from the special word.



Over the Moon

Jumping Jacks

Do a jumping jack every time you say a letter from the special word.



Over the Moon

Blow Kisses

Blow a kiss every time you say a letter from the special word.



Over the Moon

Play the Drums

Use your fingers as drumsticks, beating the drum every time you say a letter from the special word.



Over the Moon