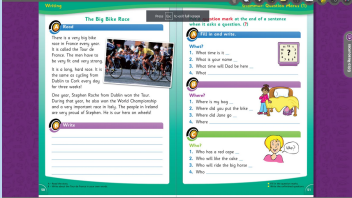

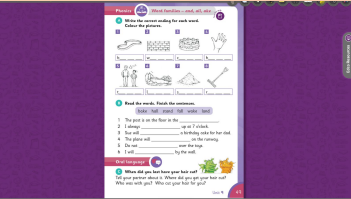
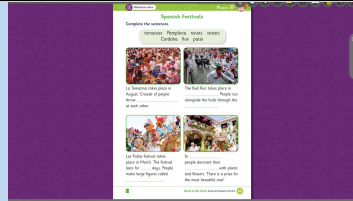


1st Class Home Learning Activities Monday 8th February-12th February

	Monday 8th February	Tuesday 9th Feb	Wednesday 10th Feb	Thursday 11th Feb	Friday 12th Feb
Literacy Activities	<p style="text-align: center;"><u>My News</u></p> <p>In your news copy, write about your news from last week.</p> <p>★Don't forget to mention <u>when</u> and <u>where</u> your news took place, <u>what</u> you did, <u>who</u> was there, and the reason <u>why</u>. ★</p> <p>Draw a picture of your news when you are finished writing about it.</p> <p>The ea sound</p> <ul style="list-style-type: none"> Look at seesaw for words that have the ea sound. Complete page: 40 of your Jolly Grammar workbook Try to think of your own list of ea words. <p>Spellings</p> <ul style="list-style-type: none"> Practice writing your spellings (1,2,3) (use spellings template or write on a spare page) 	<p style="text-align: center;"><u>Reading and Comprehension</u></p> <p style="text-align: center;">Exercise your English - Unit 9</p> <p>Page 50: Template 1 (attached below) Part A: Read the story – The Big Bike Race. Part B: Write four sentences about the Tour de France.</p> <p>Page 51: Template 1 Part A+B+C: Add a question mark to the end of the first three questions. Come up with your own question for the fourth line.</p>  <p>Spellings</p> <ul style="list-style-type: none"> Practice writing your spellings (4,5,6) (use spellings template or write on a spare page) 	<p style="text-align: center;"><u>Wellbeing Wednesday</u></p> <p style="text-align: center;"><u>Your Amazing Brain - with Mind Yeti</u></p> <ul style="list-style-type: none"> Check out the activity on Seesaw to find out about how we learn how feelings change the way we learn and how calming our brains can help us improve on new things.  <p style="text-align: center;"><u>Music</u></p> <p style="text-align: center;"><u>Listening and responding</u></p> <ul style="list-style-type: none"> Check seesaw for a music listening activity. The song is written about friendship and 	<p style="text-align: center;"><u>Grammar - Question marks</u></p> <p style="text-align: center;"><u>Let's talk literacy</u></p> <p>Page 49: Part A: Write the correct ending (-all, -ake, -and) for each word and colour. Part B: Read the words and finish the sentences. Part C: Find a partner to discuss your last haircut with, answering all three sentences.</p>  <p>Spellings</p> <ul style="list-style-type: none"> Practice writing your spellings (7,8,9) (use spellings template or write on a spare page) <p>Reader: 'Sleep Tight..and more'</p>	<p style="text-align: center;"><u>Creative writing</u></p> <ul style="list-style-type: none"> Look at the Valentines card on seesaw. Choose 5 adjectives (describing words) to describe the person you are writing your card for. Put the adjectives into sentences. Write the five sentences onto the card template 2. (attached below) <p style="text-align: center;">Test yourself!</p> <p>Check seesaw for a recording of your teacher calling out your spellings and some dictation.</p> <p>Try to check and see if you know your spellings without looking back.</p> <p>Spellings</p> <ul style="list-style-type: none"> Practice writing your spellings (10)

	<ul style="list-style-type: none"> Put them into sentences if you'd like (space given on template) <p>Reader: 'Sleep Tight..and more'</p> <ul style="list-style-type: none"> A Special day pg. 5 	<p>Reader: 'Sleep Tight..and more'</p> <ul style="list-style-type: none"> A Special day pg. 6 	<p>being there for each other.</p> <ul style="list-style-type: none"> Can you listen carefully and think of a time you were there for someone? Send a recording talking about a time you can remember when you were a good friend. Bruno Mars Count on me: https://youtu.be/Ms12fl3h59I 	<ul style="list-style-type: none"> A Special day pg. 7 	<ul style="list-style-type: none"> Look over all of the spellings from the week. Complete weekly spelling test <p>Reader: 'Sleep Tight..and more'</p> <ul style="list-style-type: none"> A Special day pg. 8
<p>Maths Activities</p>	<p>Shadow Book 1 Page 28 – Money – Twenty Cent</p> <p>Online games:</p> <ol style="list-style-type: none"> https://data.cjfallon.ie/resources/19619/activity-71/index.html https://data.cjfallon.ie/resources/19619/activity-72/index.html https://data.cjfallon.ie/resources/19619/activity-73/index.html 	<p>Shadow Book 1 Page 29 – Tens and Units</p> <p>Online games:</p> <ol style="list-style-type: none"> https://data.cjfallon.ie/resources/19619/activity-74/activity-74/index.html https://data.cjfallon.ie/resources/19619/activity-75/activity-75/index.html https://data.cjfallon.ie/resources/19619/activity-76/index.html 	<p>PE</p> <p>Click on the link to try out the third gymnastics lesson: https://vimeo.com/431855717</p> <p>Mindfulness Colouring:</p> <ul style="list-style-type: none"> Colour in this picture. Template 2. (attached below) Listen to Count on me as you colour to help your mind relax. 	<p>Shadow Book 1 Page 30 – Number Puzzles</p> <p>Online games:</p> <ol style="list-style-type: none"> https://data.cjfallon.ie/resources/19619/activity-77/index.html https://data.cjfallon.ie/resources/19619/activity-78/index.html 	<p>Shadow Book 1 Page 31 – Dartboard Scores</p> <p>Online games:</p> <ol style="list-style-type: none"> https://data.cjfallon.ie/resources/19619/activity-79/index.html https://data.cjfallon.ie/resources/19619/activity-80/index.html
<p>Topic</p>	<p>Art Spring Flowers</p> <ul style="list-style-type: none"> As we move into February we are getting closer to a new season: Spring. 	<p>SESE Explore with me - p.47</p>		<p>Gaeilge Ceacht 6: An Nuacht</p> <ul style="list-style-type: none"> Using the vocab they have learned in previous lessons they will complete their News in Irish. 	<p>Gaeilge Scéal: An Fear Cliste</p> <ul style="list-style-type: none"> Watch the video “An Fear Cliste” on Seesaw. Practice the vocabulary.

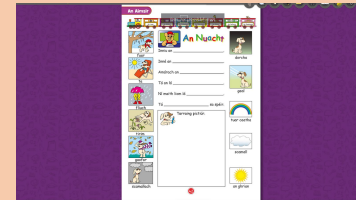
- Follow the link below for a guide on how to draw three types of flowers.
- <https://youtu.be/2bYgLP47NCw>
- Keep an eye out for other flower activities this week.




- Think about what you learned last week about Spain.
- Do you know any types of Festivals?
- Watch the slideshow on Seesaw about festivals in Spain.
- Complete page 47 – Spanish Festivals.



- Watch the video on Seesaw, listen to your teacher reading their news.
- Complete page 42 in your Bua na Cainte book.



- Colour page 43, following the number/colour scheme provided.



**Daily
Optional
Extra
Workbooks
Activities**

★ Online Maths Websites for Fun Maths Games: available at:
<https://www.topmarks.co.uk>
<https://ie.ixl.com/math/class-1>
<https://ie.ixl.com/ela/class-1>

★ Online Websites for Literacy Activities: available at:
<https://www.oxfordowl.co.uk/for-home/find-a-book/library-page/>
<https://www.storylineonline.net/>

Additional resources:

- ★ Duolingo: Duolingo is a great way to learn Irish at home. Sign up for free at: <https://www.duolingo.com/>
- ★ News2day: Watch children's news episodes available daily at: <https://trte.rte.ie/news2day/>
- ★ RTE's Home School Hub: Watch episodes of the children's programme based on the Primary School Curriculum for 1st class - <https://www.rte.ie/player/series/1st-and-2nd-class-rt%C3%A9-home-school-hub/SI0000006858?epguid=PL000003235>
- ★ Cúla4: Listen to Irish cartoons, learning activities and play games at: <https://www.cula4.com/en/>

Press **Esc** to exit full screen

The Big Bike Race

A Read

There is a very big bike race in France every year. It is called the Tour de France. The men have to be very fit and very strong.

It is a long, hard race. It is the same as cycling from Dublin to Cork every day for three weeks!



One year, Stephen Roche from Dublin won the Tour. During that year, he also won the World Championship and a very important race in Italy. The people in Ireland are very proud of Stephen. He is our hero on wheels!

B Write

A – Read the story.
B – Write about the Tour de France in your own words.

Put a **question mark** at the end of a sentence when it asks a question. (?)

A Fill in and write.

What?

1. What time is it ____
2. What is your name ____
3. What time will Dad be here ____
4. What _____



B

Where?

1. Where is my bag ____
2. Where did you put the bike ____
3. Where did Jane go ____
4. Where _____




C

Who?

1. Who has a red cape ____
2. Who will like the cake ____
3. Who will ride the big horse ____
4. Who _____



● Fill in the question marks.
● Write the unfinished questions.



I

Love

You



visit [twinkl.com](https://www.twinkl.com)

I Love You

