



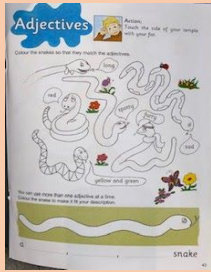



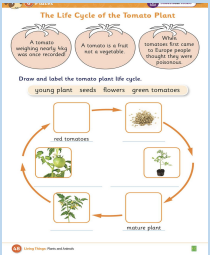





1st Class Distanced Learning Activities Monday 22nd - February 26th February

	Monday 22nd February	Tuesday 23rd Feb	Wednesday 24th Feb	Thursday 25th Feb	Friday 26th Feb
Literacy Activities	<p><u>My News</u></p> <p>In your news copy, write about your news from last week.</p> <p>★Don't forget to mention <u>when</u> and <u>where</u> your news took place, <u>what</u> you did, <u>who</u> was there, and the reason <u>why</u>. ★</p> <p>Draw a picture of your news when you are finished writing about it.</p> <p>The igh sound</p> <ul style="list-style-type: none"> Look at today's Seesaw activity to learn about the igh sound. Complete page: 42 of your Jolly Grammar workbook  <ul style="list-style-type: none"> Try to think of your own list of igh words. <p>Spellings : igh</p> <ul style="list-style-type: none"> Practice writing your spellings (1,2,3) (use 	<p><u>Cloze Procedure:</u></p> <p><u>Let's Talk Literacy Workbook - Unit 9</u></p> <p><u>Miss Dolly p:50</u></p> <ul style="list-style-type: none"> View the activity on Seesaw to hear your teacher talking through the activity Complete the task: Read the words in the word box. Read the text and fill in the blanks.  <p>Spellings: igh</p>	<p><u>Wellbeing Wednesday</u></p> <p><u>Mindful Breathing Session: Rainbow breath</u></p>  <p>Check out today's activity on Seesaw to practice the power of breathing during this mindful rainbow breathing session: https://video.link/w/ibaOb</p> <p><u>PE: Balancing</u></p>  <p>Click on the link to practice the fundamental movement skill: Balancing</p>	<p><u>Grammar</u></p> <p><u>Jolly Grammar Workbook</u></p> <p><u>Adjectives: p:43</u></p> <ul style="list-style-type: none"> Watch the video on Seesaw all about adjectives Complete p: 43 of your Jolly Grammar Workbook.  <p>-Colour each snake to match the adjective it's attached to.</p> <p>-Design your own snake: Think of an adjective and design your snake to match your chosen adjective.</p>	<p><u>Poetry:</u></p> <p><u>'Sleep Tight' reader</u></p> <p><u>'The Band' p:63</u></p>  <ul style="list-style-type: none"> Check out Seesaw to see the poem and hear teacher reading for you If you like open the page: 63 of your reader to view it there Read the poem yourself! - record yourself saying it if you like! Draw a picture to illustrate your favourite part of the poem! <p>Test yourself!</p> <p>Check seesaw for a recording of your teacher calling out your spellings and some dictation.</p>

	<p>spellings template or write on a spare page)</p> <ul style="list-style-type: none"> Put them into sentences if you'd like (space given on template) <p>Reader: 'Sleep Tight..and more'</p> <ul style="list-style-type: none"> A Special day pg. 9 	<ul style="list-style-type: none"> Practice writing your spellings (4,5,6) (use spellings template or write on a spare page) <p>Reader: 'Sleep Tight..and more'</p> <ul style="list-style-type: none"> A Special day pg. 10 	<p>https://www.scoilnet.ie/pdst/physics/beyond/</p> <ul style="list-style-type: none"> Scroll down to the purple section: Balancing Watch the video Click on each home activity - a, b and c to view and try out the skills <p>Visual Arts: Pablo Picasso: Cubism</p> 	<p>Spellings: igh</p> <ul style="list-style-type: none"> Practice writing your spellings (7,8,9) (use spellings template or write on a spare page) <p>Reader: 'Sleep Tight..and more'</p> <ul style="list-style-type: none"> A Special day pg. 11 	<p>Try to check and see if you know your spellings without looking back.</p> <p>Spellings: igh</p> <ul style="list-style-type: none"> Practice writing your spellings (10) Look over all of the spellings from the week. Complete weekly spelling test - check seesaw! <p>Reader: 'Sleep Tight..and more'</p> <ul style="list-style-type: none"> A Special day pg. 12
Maths Activities	<p><u>Busy at Maths 1 class workbook.</u></p> <p>Money 2 p:71 – Twenty Cent</p> <p>Please note: this week we are using the main class workbook</p> <p>Online games:</p> <ol style="list-style-type: none"> https://data.cjfallon.ie/resources/19619/activity-71/index.html https://data.cjfallon.ie/resources/19619/activity-72/index.html https://data.cjfallon.ie/resources/19619/activity-73/index.html 	<p><u>Busy at Maths 1 class workbook</u></p> <p>Money 2 p:72 – Let's go Shopping!</p> <p>Please note: this week we are using the main class workbook</p> <p>Online games:</p> <ol style="list-style-type: none"> https://data.cjfallon.ie/resources/19619/activity-71/index.html https://data.cjfallon.ie/resources/19619/activity-72/index.html https://data.cjfallon.ie/resources/19619/activity-73/index.html 	<ul style="list-style-type: none"> Recall what you learned on Monday about Pablo Picasso and cubism View today's Seesaw lesson to learn about cubism and to view examples of cubism style of portraits Create your own cubism portrait 	<p><u>Busy at Maths 1 class workbook</u></p> <p>Money 2 p:73</p> <p>Please note: this week we are using the main class workbook</p> <p>Online games:</p> <ol style="list-style-type: none"> https://data.cjfallon.ie/resources/19619/activity-71/index.html https://data.cjfallon.ie/resources/19619/activity-72/index.html https://data.cjfallon.ie/resources/19619/activity-73/index.html 	<p><u>Busy at Maths 1 class workbook</u></p> <p>Tens and Units - to 19 p: 74</p> <p>Please note: this week we are using the main class workbook</p> <p>Online games:</p> <ol style="list-style-type: none"> https://data.cjfallon.ie/resources/19619/activity-74/activity-74/index.html https://data.cjfallon.ie/resources/19619/activity-75/activity-75/index.html https://data.cjfallon.ie/resources/19619/activity-76/index.html
Topic	<u>SESE: History</u>	<u>SESE: Science</u>	<u>Grow in Love:</u>	<u>Gaeilge:</u>	<u>Gaeilge:</u>

	<p>Explore with Me: Pablo Picasso: p53</p>  <ul style="list-style-type: none"> View's today's lesson on Seesaw to watch a video about Pablo Picasso Complete p: 53 of your explore with Me workbook 	<p>Explore with Me: The Lifecycle of a Tomato Plant p:48</p>  <ul style="list-style-type: none"> What's your favourite fruit/vegetable? Do you know any facts about plants and how they grow? Watch the slideshow on Seesaw about tomatoes Complete p:48 – the Lifecycle of a Tomato plant 	<p>Lent p:58 (for those who do Grow in Love in school)</p>  <ul style="list-style-type: none"> Last Wednesday marked the beginning of Lent <ul style="list-style-type: none"> See today's seesaw activity to watch a video about making a Lenten promise and turning towards God. Complete p:58 of your Grow in Love workbook Choose weather the people in the pictures are 'turning away' or 'turning towards' God. 	<p>Bua na Cainte: Éadaí p:43</p>  <ul style="list-style-type: none"> Watch the vocabulary video for this topic attached to today's Seesaw lesson Watch the video on today's Seesaw activity Listen to your teacher reading p: 43 on Seesaw Read the sentences yourself.. If you like, record yourself reading for your teacher to hear! 	<p>Bua na Cainte: Éadaí p:44</p>  <ul style="list-style-type: none"> Watch the video on today's Seesaw activity Practice the vocabulary from this topic again (see video attached on Seesaw) Complete p: 44 of your Bua na Cainte Workbook. Read the words at the bottom and complete the sentences
<p>Daily Optional Extra Workbooks Activities</p>	<p>★ <u>Online Maths Websites for Fun Maths Games:</u> available at: https://www.topmarks.co.uk https://ie.ixl.com/math/class-1 https://ie.ixl.com/ela/class-1</p> <p>★ <u>Online Websites for Literacy Activities:</u> available at: https://www.oxfordowl.co.uk/for-home/find-a-book/library-page/ https://www.storylineonline.net/</p> <p><u>Additional resources:</u></p> <p>★ Duolingo: Duolingo is a great way to learn Irish at home. Sign up for free at: https://www.duolingo.com/</p> <p>★ News2day: Watch children's news episodes available daily at: https://trte.rte.ie/news2day/</p>				

- | | |
|--|--|
| | <ul style="list-style-type: none">★ RTE's Home School Hub: Watch episodes of the children's programme based on the Primary School Curriculum for 1st class - https://www.rte.ie/player/series/1st-and-2nd-class-rt%C3%A9-home-school-hub/SI0000006858?epguid=PL000003235★ Cúla4: Listen to Irish cartoons, learning activities and play games at: https://www.cula4.com/en/ |
|--|--|